

Healthy Housing Local Action Challenge

Cities Take Action to Provide Safe and Healthy
Housing





WHO WE ARE

The National League of Cities (NLC) is the voice of America's cities, towns and villages, representing more than 200 million people across the country.



OUR MISSION

To strengthen local leadership, influence federal policy and drive innovative solutions.

OUR MISSION

Institute for Youth, Education, and Families

The Institute for Youth, Education and Families (IYEF) collaborates with city leaders to **build place-based solutions** through community voice - working with local communities through: technical assistance; peer networks; multi-sector partnerships; member convenings; and direct assistance.

The institute centers values of racial equity, economic empowerment, high-quality education, equal justice, and strong health outcomes irrespective of zip code.

- **Welcome:** *Becky O'Meara, Program Manager, Healthy Housing, NLC*
- **Opening Remarks:** *Anthony Santiago, Director, Program and Partnership Development, NLC*
- **Why It Matters: The Real-life Impact of a Healthy Home:**
Elizabeth McDade, Rochester ENergy Efficiency & Weatherization (RENEW), Rochester Area Community Foundation Initiatives, Inc.
- **Presentation of the Healthy Housing Local Action Challenge:** *NLC Healthy Housing Team*

- **Technical Assistance Partners:** *Anthony Santiago, Director, Program and Partnership Development, NLC*
 - **Greg Miao**, *Senior Attorney, ChangeLab Solutions*
 - **Ruth Ann Norton**, *President & CEO, Green & Healthy Homes Initiative*
 - **Dave Jacobs**, *Chief Scientist, National Center for Healthy Housing*
- **City Leadership:** *Mayor Andre Sayegh of Paterson, NJ*
- **Q&A / Discussion**

Opening Remarks



Anthony Santiago, Director, Program and
Partnership Development, NLC

Why It Matters: The Real-life Impact of a Healthy Home



Elizabeth McDade, Program Director, Rochester ENergy Efficiency & Weatherization (RENEW), Rochester Area Community Foundation Initiatives, Inc.



*One of the most cost-effective ways to mitigate greenhouse emissions, **investing in home energy-efficiency projects**, is key to fighting climate change and increasing health co-benefits.*

Who and what is RENEW?

- ▶ Rochester ENergy Efficiency and Weatherization (RENEW)
- ▶ Multi-year collective impact initiative
- ▶ Seeded with \$1.0M in NYS Attorney General settlement funds; work continues through grants (written by RENEW staff) from ESL Charitable Foundation, Rochester Area Community Foundation, Sinclaire Foundation, and individual donations.
- ▶ AG funding originally targeted City of Rochester residents only
- ▶ Housed at Rochester Area Community Foundation
- ▶ RENEW Partners include:

Action for a Better Community
City of Rochester
Climate Solutions Accelerator
Coalition to Prevent Lead Poisoning
Common Ground Health
Heat Smart Monroe

Monroe Co. Dept. of Public Health
Monroe County Office on Aging
NeighborWorks Community Partners
PathStone Corporation
Rochester Housing Dvlpt Fund Corp.
Rochester Inst. Of Technology
Town of Greece



RENEW decision making process

Criteria:

- ▶ Homeowners must be working with a RENEW partner (a 501c3) and meet partner eligibility criteria.
- ▶ RENEW funds energy efficiency, weatherization, and health and safety interventions—
 - ▶ OR, the removal of barriers that render the homeowner ineligible for energy-efficiency work including sewer line or electrical panel replacement, mold remediation, etc.
- ▶ RENEW is not a primary funder. Project proposals must be braided with partner funds and contain *at least* a 50% match.

Priorities:

- ▶ No heat/hot water
- ▶ Homeowner is ineligible for HEAP or EARP
- ▶ Sewage in the basement



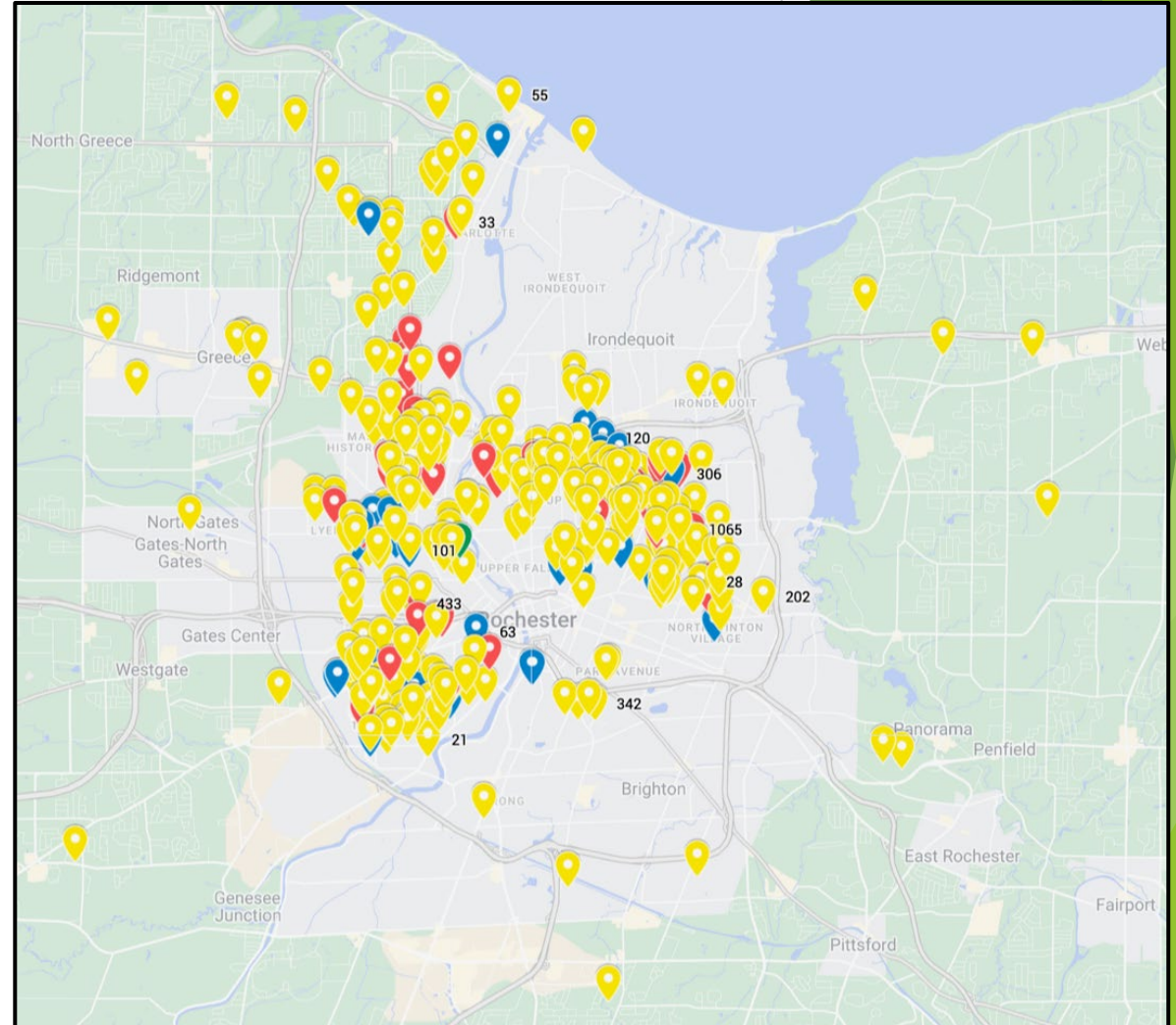
RENEW partners meet monthly to decide how to efficiently allocate grant funds to help LMI homeowners.

Work so far

- ▶ RENEW and community partners have invested **\$6.15M** into the homes of **420+ income-eligible homeowners** making them more energy-efficient, healthier, and safer.
- ▶ Majority of RENEW clients are women of color, head of household, with children, who earn an average of **\$29,000** a year.
 - ▶ Clients experience a **20% average savings on energy costs**.
 - ▶ Clients experience better physical and mental health outcomes. **100% with self-reported pre-existing respiratory conditions** report reduced symptoms.
- ▶ Estimates show that as of Aug 2022, RENEW's work will keep nearly **6,000 tons of greenhouse gas** from entering the atmosphere.

Projects as of August 2022

- ▶ 420+ projects
- ▶ RENEW grants: \$1,642,443.41
- ▶ Partner dollars: \$4,508,912.65
- ▶ Average RENEW grant: \$3,910.00
- ▶ Total dollars invested in energy efficiency, weatherization, and health & safety: \$6.15 million.



Joyce called NeighborWorks because her sewer line was broken. *"We couldn't flush the toilet or take a shower. You can't go to work if you don't take a shower."* NeighborWorks couldn't do weatherization work without getting the sewer line replaced, but their funding did not cover that scope of work.

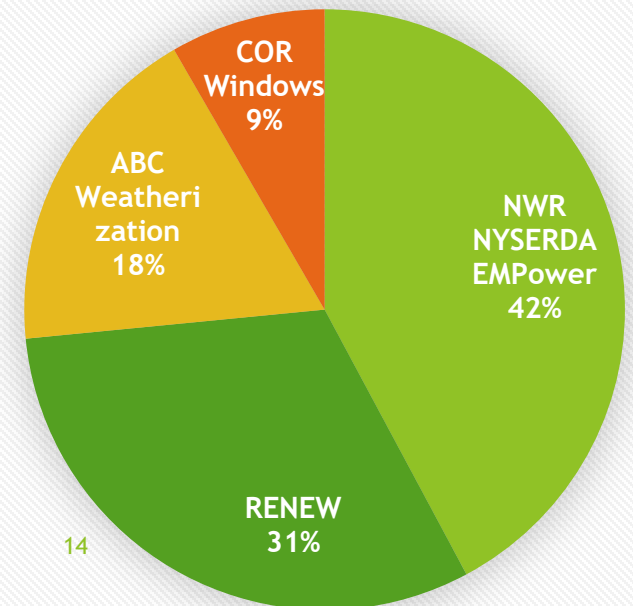
Joyce slept on the couch in the living room because the downstairs windows were not secure. *"If someone came in the house through one of those windows, I wouldn't have heard them upstairs in my room...and I have two daughters!"*

Joyce and her family received a new sewer line, insulation, high efficiency furnace, air sealing, new door, AND eight new windows that close and lock. For the first time in years, Joyce is sleeping in her own bed.



30% fuel costs decrease; 60.12 tons of carbon eliminated

\$17,420.00



Inez lives in NE Rochester with her 4-year-old granddaughter. She is being treated for BOOP (bronchiolitis obliterans organizing pneumonia).


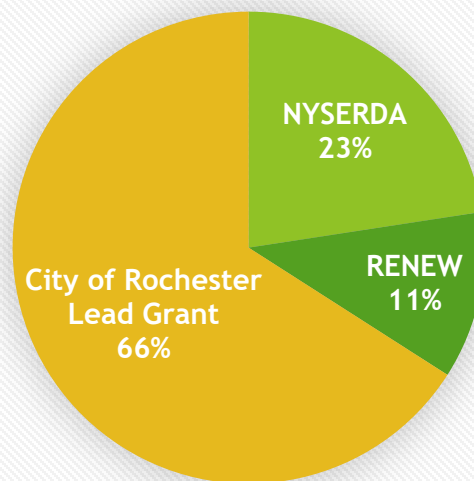
Mold in the home was identified as exacerbating her illness, but the cost to remediate was prohibitive. Her doctor at URMH referred her to Finger Lakes Occupational Health Services and they in turn connected Inez to PathStone.

She qualified for a City Lead grant, received insulation, windows, a hot water heater, a dehumidifier, and mold remediation.

Most importantly, *Inez's BOOP has stabilized.*

18.5% fuel cost decrease;
42.16 tons of carbon eliminated

\$28,436.00



Heat Pump Hot Water Heaters Installed

43.81% decrease in
energy costs; 33.38
tons of carbon
eliminated;
\$467.49 saved



36.46% decrease in
energy costs;
51.75 tons of
carbon eliminated;
\$576.35 saved



Energy efficiency work impacts family **wealth**

- ▶ Income-qualified households spend an average of 7.2% of annual income on energy costs. Or \$2,088 out of the \$29,000/year average income of a RENEW client.
- ▶ Recent RENEW projects include 34 homeowners with outstanding utility bill balances totaling **\$38,322.51**. That's an average of \$1,127 each but individual overdue amounts range from \$123 to \$5,027.
- ▶ Two years ago, 23% of clients had a utility payment plan. This year, 41% of current clients have a utility payment plan.

Energy efficiency work impacts family **wealth**

- ▶ 78% of RENEW projects evaluated and analyzed:
 - ▶ 20% average decrease on fuel costs
 - ▶ 15% saw a >30% decrease on fuel costs.
- ▶ Some families, with clean heating & cooling technologies like heat pump furnace and heat pump hot water heaters installed, have seen fuel costs reduced by 36% to 50%.
- ▶ 51 families have seen cost reductions in their utility bills totaling \$16,577.00 for an average of \$325.00 back in the pocket of homeowners.

Revenue Class: Residential
Profile: Grd. RG_DTUEMP Tax Jurisdiction: NY1461900
Tax District: 0468
Device Type: Non-Daily
MDTQ: Summer: 14.6427452 Winter: 12.9449924
Usage Factor: Base: 0.4948052 Summer: 0.1443498 Winter: 0.1886392
Read Cycle: 01
Critical Care: No

Natural Gas Use History

Read Date	Read Type	Use (therms)	Total	Total Tax
08/31/2018	RGE	9.3	\$16.94	\$0.78
08/01/2018	Estimated	8.2	\$16.17	\$0.74
07/03/2018	RGE	8.2	\$16.50	\$0.75
06/01/2018	Estimated	25.7	\$35.85	\$1.57
04/01/2018	RGE	48.4	\$42.08	\$1.69
03/03/2018	Estimated	185.4	\$140.51	\$5.41
01/31/2018	RGE	73.1	\$69.36	\$2.83
01/02/2018	Estimated	236.9	\$175.19	\$6.89
12/01/2017	RGE	166.0	\$119.49	\$4.69
11/02/2017	Estimated	138.1	\$100.17	\$4.07
10/02/2017	RGE	28.9	\$32.17	\$1.44
09/05/2017	Estimated	22.7	\$23.54	\$1.05
08/02/2017	RGE	8.2	\$15.59	\$0.73
07/03/2017	Estimated	13.4	\$19.22	\$0.87
06/01/2017	RGE	16.5	\$22.38	\$0.98
05/02/2017	Estimated	54.6	\$47.03	\$1.90
03/31/2017	RGE	102.9	\$91.55	\$3.70
01/31/2017	Estimated	174.2	\$118.00	\$4.72
01/03/2017	RGE	180.3	\$143.43	\$5.88
12/01/2016	Estimated	201.9	\$154.60	\$6.23
11/03/2016	RGE	222.5	\$148.63	\$5.92
10/01/2016	Estimated	110.2	\$80.20	\$3.36
09/01/2016	RGE	54.5	\$21.69	\$1.84

Handwritten notes on the right side of the table:

- 928.2 therms
- $27,196 / 6,223 = 4.37$ (kwh)
- 1,107.4
- ~~4,107.4~~ therms
- 5.963
- $33,554 / 5,627 = 5.963$
- 26% decrease

Home | Emergency Contact | Contact Us | Site Map | Legal Disclaimer

The image shows two years of utility usage from a RENEW client. We calculate energy costs using Heating Degree Day and Cooling Degree Day data.

RENEW calculates greenhouse gas (GHG) emission reductions

- ▶ As of Aug 2022, energy efficiency work in RENEW homes will keep 5,912 tons of carbon out of the atmosphere.
- ▶ Imagine 590 football fields stretched end to end. Each football field is filled with 10 enormous balloons, 10-yards around. That's about 5,900 tons of greenhouse gas/carbon emissions.

2018 - 1200 Therms

Average HDD = 5910? (5916) = A

2016/2017 HDD = 5627 = B

SAVINGS = = S

2016/17 Therms = U

$\frac{B}{A} \times S \times U = \text{Savings}$

$.95 \times .20 \times 1000 = 190$

5627 / 5916 (NORX)

$.95 \times .255 \times 1,095.1 = 265 = 28.09 \text{ lbs carbon?}$

A S 2016/17 Therms

NY State Energy Research and Development Authority
 Public Gas Rate Schedule
 Gas Rate Schedule
 Tax Jurisdiction: NY1400000
 Tax District: 0485
 Device Type: Non-Daily
 Meters: Summer: 11218026 Winter: 9750718
 Usage Factor: Base: 0.861788 Summer: 0.1028470 Winter: 0.138082
 Read Cycle: 14
 Critical Care: No

931.1 Therms

$27,281 / 6.223 = 4.383$

71,095.1

$33,181 / 5,627 = 5.896$

25.5% decrease

5627 / 5916 (NORX)

$.95 \times .255 \times 1,095.1 = 265$

$\frac{B}{A} \times S \times U$

28.09 tons carbon over 20 years

Read Date	Read Type	Use (Therms)	Total	Total Tax
08/21/2018	RGE	14.4	\$11.02	\$0.44
07/20/2018	Estimated	18.5	\$14.30	\$0.57
06/09/2018	RGE	17.8	\$14.49	\$0.57
05/21/2018	Estimated	56.6	\$44.92	\$1.76
04/19/2018	RGE	91.7	\$63.33	\$2.36
03/21/2018	Estimated	157.5	\$117.39	\$4.49
02/22/2018	RGE	63.7	\$73.60	\$2.88
01/22/2018	Estimated	266.9	\$175.20	\$6.67
12/20/2017	RGE	92.8	\$65.63	\$2.58
11/20/2017	Estimated	113.3	\$75.87	\$3.05
10/19/2017	RGE	8.2	\$12.25	\$0.57
09/21/2017	Estimated	30.9	\$25.04	\$1.10
08/20/2017	RGE	16.5	\$16.47	\$0.72
07/21/2017	Estimated	27.8	\$25.37	\$1.07
06/21/2017	RGE	29.9	\$28.58	\$1.18
05/18/2017	RGE	60.7	\$49.66	\$1.99
04/20/2017	RGE	137.0	\$105.66	\$4.21
03/21/2017	Estimated	184.6	\$149.00	\$4.39
02/17/2017	RGE	214.3	\$168.21	\$6.86
01/20/2017	Estimated	159.7	\$123.27	\$5.02
12/20/2016	RGE	184.4	\$128.49	\$5.24
11/18/2016	Estimated	80.3	\$62.55	\$2.70
10/19/2016	RGE	94.4	\$44.99	\$2.01

AWANGRID Home | Emergency Contact | Contact Us | Site Map | Legal Disclaimer

RENEW uses NYSERDA approved BPI (Building Performance Institute) and U.S. [EPA](#) standards for calculating energy cost savings and GHG emission reductions.

RENEW's collective impact design serves as an exemplar for the significance, and widespread economic and healthful impact, climate smart initiatives have the potential to achieve:

- improved community health status
- transformed neighborhoods
- increased generational wealth
- foreclosure prevention & retained homeownership
- improved community-wide economic stability

Thank you

ELIZABETH MCDADE

RENEW Program Director

emcdade@racf.org

racf.org/fund/renew-climate-fund/

FB [@RENEWClimateFund](https://www.facebook.com/RENEWClimateFund)

IG [@renewclimate](https://www.instagram.com/renewclimate)

Twitter: [@FundRENEW](https://twitter.com/FundRENEW)



Healthy Housing Local Action Challenge



Becky O'Meara, Program Manager,
Healthy Housing, NLC

 INNOVATOR	 LEADER	 CHAMPION	 CHANGE AGENT
COMPLETE 3 ACTIONS	COMPLETE 7 ACTIONS	COMPLETE 11 ACTIONS	COMPLETE 14+ ACTIONS
When you become an Innovator , you gain:	When you become a Leader , you gain:	When you become a Champion , you gain:	When you become a Change Agent , you gain:
Recognition certificate to your city with designation of Healthy Housing Innovator	Recognition plaque to your city with designation of Healthy Housing Leader	Recognition plaque to your city with designation of Healthy Housing Champion	Coverage in NLC publications
Eligibility for special opportunities to convene with governmental stakeholders	Travel scholarships for city staff to attend in-person convenings	A case study of your city published in the next annual Healthy Housing Local Action Challenge blog post	Opportunities to connect with new audiences
Recognition at NLC's annual membership meetings, including conference ribbons at City Summit and the Congressional Cities Conference	Eligibility to lead a Healthy Housing Peer Learning Discussion	A featured speaking opportunity each year	Attendance and public recognition at related NLC events

What?

- Framework to **support** cities as you work to **advance equitable and healthy housing** programs and practices.
- Recognition program to **acknowledge city efforts** to improve healthy housing

How did this come together? The HHLAC is based on:

- **Existing literature and prior initiatives**
 - On healthy housing policies, practices, and programs
 - Asthma triggers and abatement of lead
- **Interviews** with expert stakeholders at the city and national level

- **Recognition of City Leadership** to Address Housing & Health
- A **press release template** for cities to announce their pledge to address healthy housing
- A **city-assessment tool**
- **Onboarding and office hours** support with national experts
- **Connections** to partners
- **Access to Healthy Housing Learning Lab** quarterly calls with peer cities

3 Action Areas, 13+ possible actions

Action Area 1:

Identifying and Assessing Healthy Housing Needs

Action Area 2:

Implementing Steps toward Change

Action Area 3:

Policy, Program, or Practice Evaluation and Dissemination

Identify and **Assess** Healthy Housing Needs

- Actions identify healthy housing needs, and assess how these needs can be met
- **Actions:**
 - Needs Assessor
 - Community Engager
 - Findings Disseminator
 - Support Identifier

Implement a policy, program, or practice to improve healthy housing

- Actions create tangible steps toward policy, program, or practice implementation
- **Actions:**
 - Champion Identification
 - Commitment to Sustainable Solutions
 - Roadblocks and Consequences Identifier
 - Timeline and Goals Identified
 - Tenant Community Outreach

Policy, Program, or Practice **Evaluation and Dissemination**

- Evaluating the initiative, disseminating lessons learned, and assessing equity
- **Actions:**
 - Accountability to Equity Assessment
 - Evaluator
 - Needs Assessor 2.0
 - Teacher

Levels of Recognition

 INNOVATOR	 LEADER	 CHAMPION	 CHANGE AGENT
COMPLETE 3 ACTIONS	COMPLETE 7 ACTIONS	COMPLETE 11 ACTIONS	COMPLETE 14+ ACTIONS
When you become an Innovator , you gain:	When you become a Leader , you gain:	When you become a Champion , you gain:	When you become a Change Agent , you gain:
Recognition certificate to your city with designation of Healthy Housing Innovator	Recognition plaque to your city with designation of Healthy Housing Leader	Recognition plaque to your city with designation of Healthy Housing Champion	Coverage in NLC publications
Eligibility for special opportunities to convene with governmental stakeholders	Travel scholarships for city staff to attend in-person convenings	A case study of your city published in the next annual Healthy Housing Local Action Challenge blog post	Opportunities to connect with new audiences
Recognition at NLC's annual membership meetings, including conference ribbons at City Summit and the Congressional Cities Conference	Eligibility to lead a Healthy Housing Peer Learning Discussion	A featured speaking opportunity each year	Attendance and public recognition at related NLC events

Each additional Action will gain you:

- A listing in the healthy housing newsletter
- A printed certificate mailed to your City

To join, simply sign up on the website:

<https://www.nlc.org/initiative/healthy-housing-local-action-challenge/>

Join the Healthy Housing Local Action Challenge

Name(Required)

First

Last

Title

Department

City/State/Zip(Required)

City

State / Province

City

State / Province / Region

ZIP / Postal Code

ZIP / Postal Code

United States

Country

Phone

- **Join by December 31st for 1st access to the tools and resources!**
- **2nd opportunity to join: June 2023**
- **See how many actions your community can achieve within a year**

For more support and a peer cohort experience, apply to be part of the **Community of Practice**

A guided opportunity to address healthy housing with the active support of NLC and a cohort of peer cities. Work completed through the Community of Practice also qualifies to be submitted to the HHLAC.

Application requirements

- Commitment by city leadership to address healthy housing
- Participation commitment by local project team
- Readiness and commitment to assemble a core team including city executives, senior staff, local health systems, community organizations

Apply by September 9, 2022



Anthony Santiago, Director, Program and
Partnership Development, NLC

Local Action Challenge Partner



ChangeLab Solutions



Greg Miao, Senior Attorney

[https://www.changelabsolutions.org/
gmiao@changelabsolutions.org](https://www.changelabsolutions.org/gmiao@changelabsolutions.org)

Local Action Challenge Partner



Ruth Ann Norton, President & CEO

<https://www.greenandhealthyhomes.org/>
ranorton@ghhi.org

Local Action Challenge Partner

National Center for
HEALTHY HOUSING



Dave Jacobs, Chief Scientist

[https://nchh.org/
djacobs@nchh.org](https://nchh.org/djacobs@nchh.org)



Mayor Andre Sayegh, City of Paterson, New Jersey

Q&A / Discussion



QUESTIONS? GET IN TOUCH.



Becky O'Meara

Program Manager, Healthy Housing

O'Meara@nlc.org



Anthony Santiago

Director, Program and Partnership Development

Santiago@nlc.org



CITIES STRONG TOGETHER

@LEAGUEOFCITIES

