

Q&A Brown Bag on How ARPA is Helping Cities Improve Health Equity

Wednesday, August 11th, 2 pm EST

Moderator: Robert Blaine, Sr. Executive & Director, Institute for Youth, Education & Families, NLC

Speakers: Stephanie Martinez-Ruckman, Legislative Director, Human Development, NLC

Kitty Hsu Dana, Senior Health Policy Advisor, Institute for Youth, Education & Families, NLC

Kimberly Lewis, Health Equity Advisor, International Well Building Institute

Rebecca Ofrane, Manager of Engagement and Partnerships, City Health Dashboard



COVID-19 Pandemic Response & Relief

 / COVID-19 PANDEMIC RESPONSE & RELIEF



Your hub for the latest on infection, vaccination, response and relief

We are bringing you the tools, resources and events necessary to fight back against COVID-19. Check back here for the latest in pandemic response protocols, funding options and more for your city, town or village.

OUR COMMUNITIES WILL RECEIVE

\$65.1 BILLION

in necessary aid through the American Rescue Plan Act (ARPA) of 2021. Learn everything you need to know about funding through ARPA.

AMERICAN RESCUE PLAN ACT

Join us! for the 2021 City Summit in Salt Lake City November 18–20



(preconference activities, mobile workshops and executive education begin on Wednesday, November 17).

Participate **in person** in Salt Lake City or **virtually** if that is what you prefer.

Either way please join us –
NLC in SLC!!

ARPA: Supporting Public Health and Serving the Hardest-Hit Communities

National League of Cities

NLC NATIONAL
LEAGUE
OF CITIES
CITIES STRONG TOGETHER

During an unprecedented time, NLC delivered
unprecedented results for our members.

┌ \$65 billion of DIRECT aid to
EVERY city, town or village
across the country. ┐

nlc.org/stateleague

NLC **DELIVERS**

Coronavirus State and Local Fiscal Recovery Funds – “Support public health expenditures, by funding COVID-19 mitigation efforts, medical expenses, behavioral healthcare, and certain public health and safety staff” and all provision should “take into consideration the disproportionate impacts of the COVID-19 public health emergency on those hardest-hit by the pandemic.”

- Services and programs to contain and mitigate the spread of COVID-19
 - Including: vaccination programs and incentives, contact tracing, PPE purchases, support for vulnerable populations to access medical or public health services, enhancement of healthcare facilities
- Services to address behavioral healthcare needs as exacerbated by the pandemic
 - Including: mental health treatment, substance use treatment, crisis intervention, hotlines or warmlines, services or outreach to promote access to health and social services

- Addressing health disparities and the social determinants of health
- Investments in housing and neighborhoods
- Addressing educational disparities
- Promoting healthy childhood environments


- \$7.5 billion to the CDC for vaccine distribution, including vaccine clinics
- \$47.8 billion for testing, contact tracing, surveillance and mitigation including includes technical assistance and grants or cooperative agreements to state, local and territorial public health departments
- \$7.66 billion to expand the public health workforce, including grants to state, local, and territorial health departments
- \$7.6 billion for community health centers
- \$8.5 billion for rural health care providers
- \$3.88 billion for programs to address mental health and substance use
- Community Mental Health Services Block Grant changed to \$1.5 billion for FY21
- Prevention and Treatment of Substance Abuse Block Grant changed to \$1.5 billion
- Provides \$80 million for the Pediatric Mental Health Care Access program
- Provides \$420 million for Certified Community Behavioral Health Clinics

Visit the Treasury webpage for more info about the Coronavirus State and Local Recovery Fund.

Treasury.gov/SLFRP


The Treasury expects to provide technical assistance to mitigate administration burden.

For general questions about the Coronavirus State and Local Recovery Fund, email SLFRP@treasury.gov.



NLC's COVID-19 Hub: <https://www.nlc.org/covid-19-pandemic-response/>

- Additional Resources on Guidance Coming Soon!
 - Receiving Funds
 - Eligible Uses
 - Allocations
 - Reporting Requirements
- FAQs
- Blogs
- ARPA Provisions Tracker



Tell NLC what kind of additional programming and resources will be useful for your municipal operations:

<https://bit.ly/3eVyvWt>



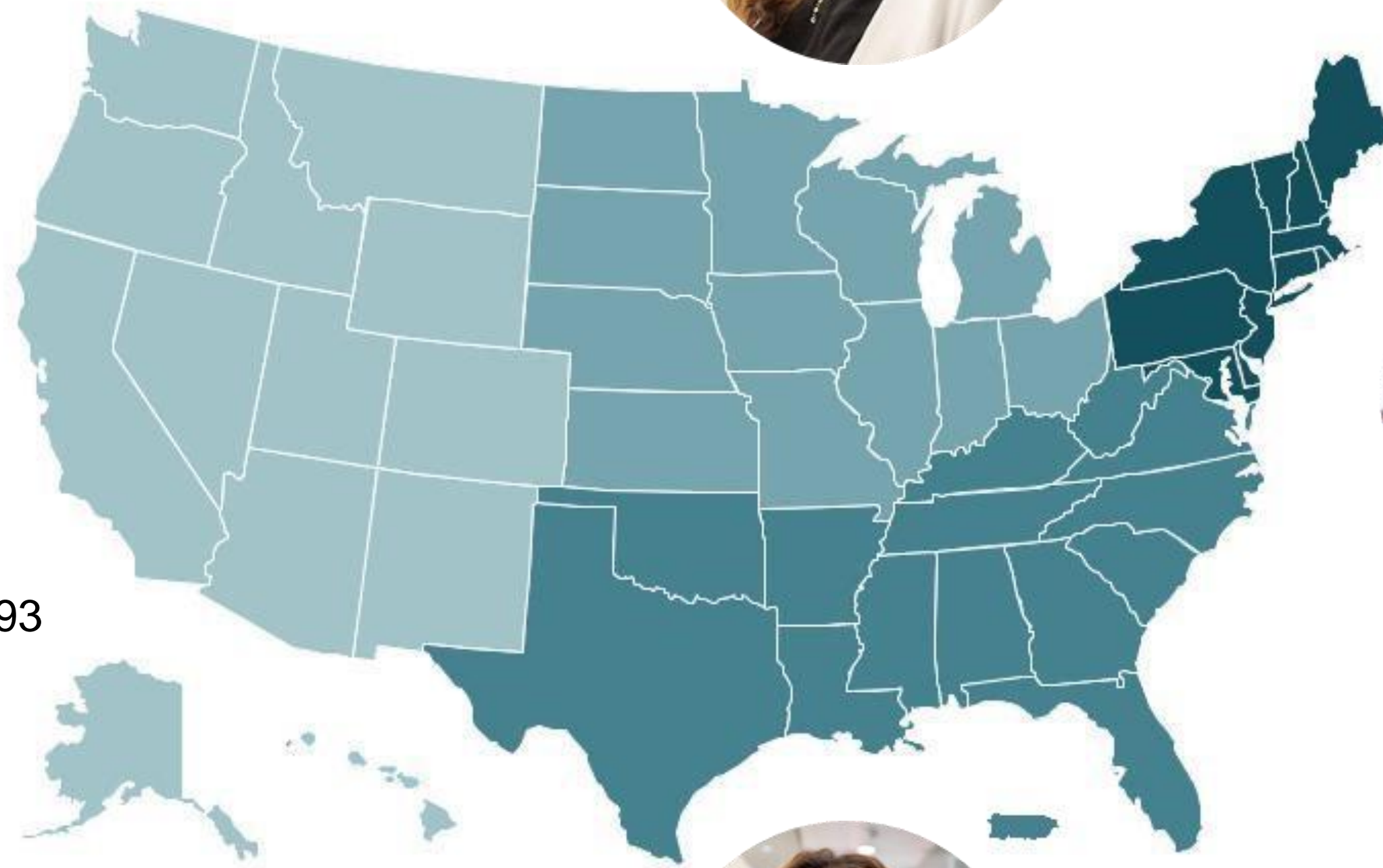
Membership Regions



Kirk Ross
West Region
ross@nlc.org | (202) 626-3093



Alejandra Piers-Torres
Midwest Region
piers-torres@nlc.org | (202) 626-3160



Timothy Evans
Northeast/Mid-Atlantic Region
evans@nlc.org | (202) 626-3014



Katie Colten
South Region
kcolten@nlc.org | (202) 626-3160

QUESTIONS? GET IN TOUCH.

Federal Advocacy | advocacy@nlc.org

Membership | membership@nlc.org

Stephanie Martinez-Ruckman

Legislative Director, Human Development

Federal Advocacy

National League of Cities

martinez-ruckman@nlc.org

Q&A Brown Bag on How ARPA is Helping Cities Improve Health Equity

Wednesday, August 11th, 2 pm EST

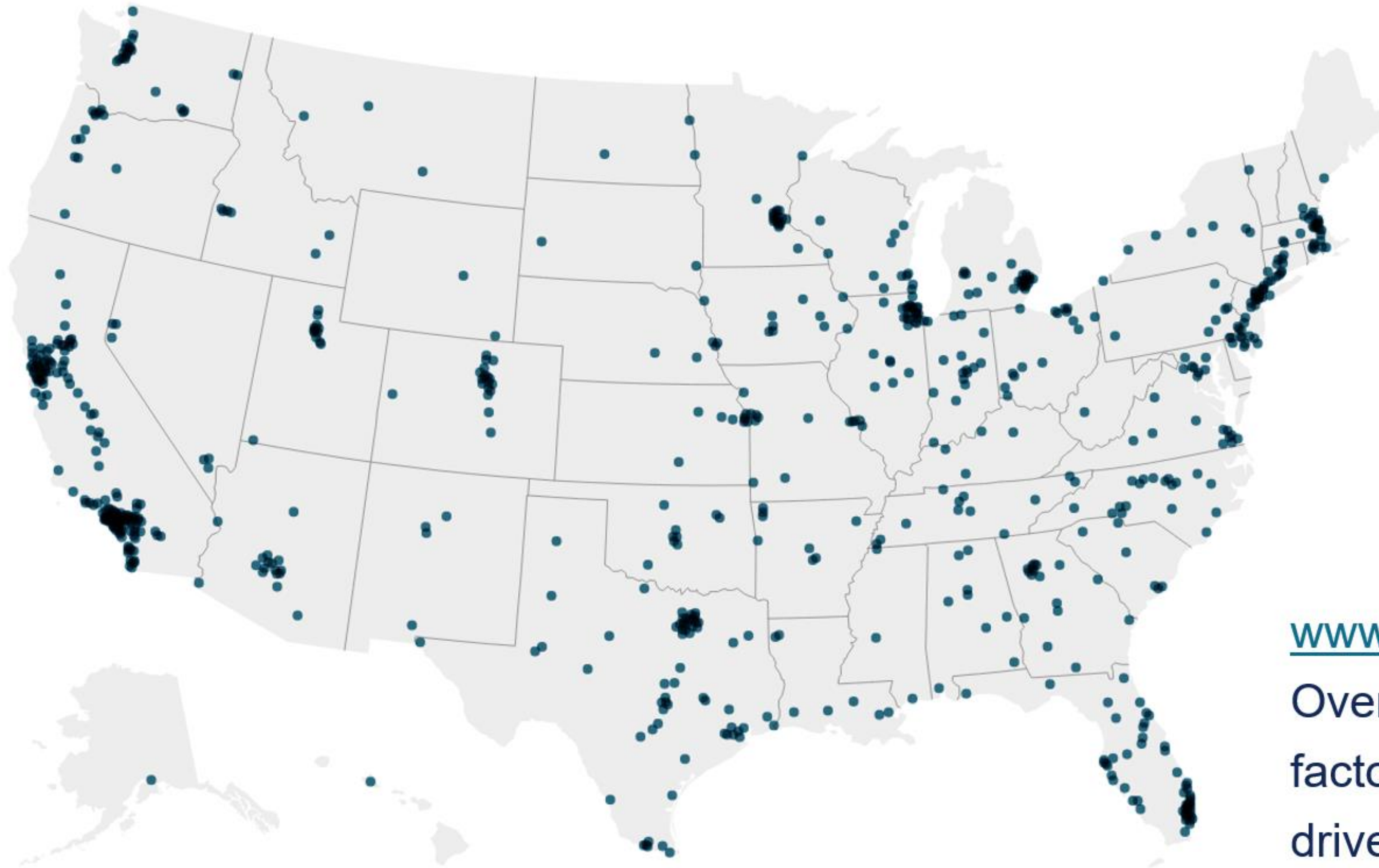
Moderator: Robert Blaine, Sr. Executive & Director, Institute for Youth, Education & Families, NLC

Panel: Rebecca Ofrane, Manager of Engagement and Partnerships, City Health Dashboard

Kimberly Lewis, Health Equity Advisor, International Well Building Institute

Kitty Hsu Dana, Senior Health Policy Advisor, Institute for Youth, Education & Families, NLC





www.CityHealthDashboard.com

Over 35 measures of health, the factors that shape health, and the drivers of health equity to guide local solutions for 750+ U.S. cities.

Health Outcomes

Breast cancer deaths
COVID Local Risk Index
Cardiovascular disease deaths
Colorectal cancer deaths
Diabetes
Frequent mental distress
Frequent physical distress
High blood pressure
Life expectancy
Low birthweight
Obesity
Opioid overdose deaths
Premature deaths (all causes)

Social and Economic Factors

Absenteeism
Broadband connection
Children in poverty
High School Completion
Housing cost, excessive
Income inequality
Neighborhood racial/ethnic segregation
Racial/ethnic diversity
Third-grade reading proficiency
Unemployment – Current, City-Level
Unemployment – Annual, Neighborhood-Level
Violent Crime

Health Behaviors

Binge Drinking
Physical Inactivity
Smoking
Teen Births

Clinical Care

Dental care
Prenatal care
Preventive services, 65+
Uninsured

Physical Environment

Air pollution – particulate matter
Housing with potential lead risk
Lead exposure risk index
Limited access to healthy foods
Park access
Walkability

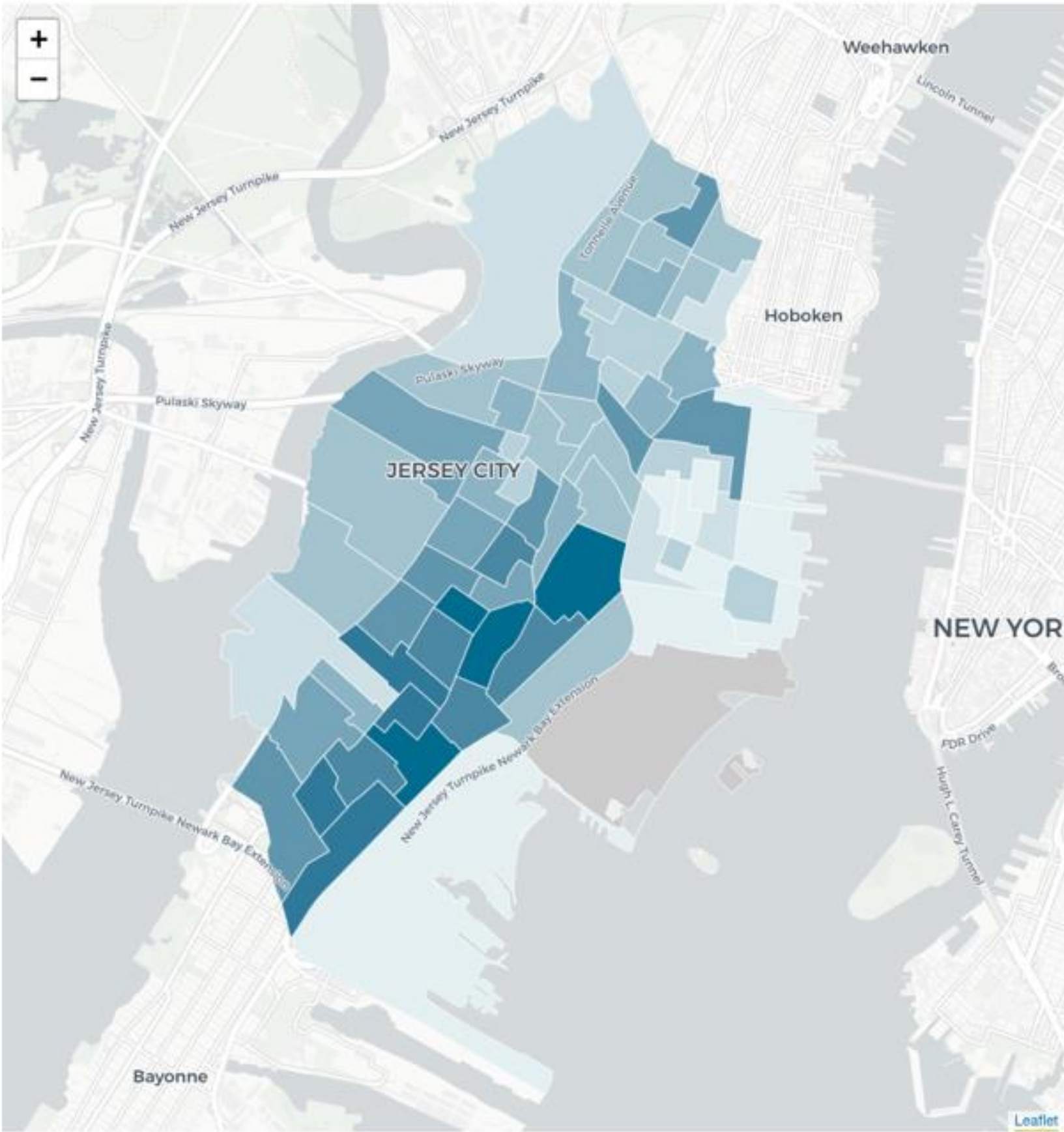
City level

City & Neighborhood level

Using local data to improve vaccination outreach to Latino men in Jersey City, NJ

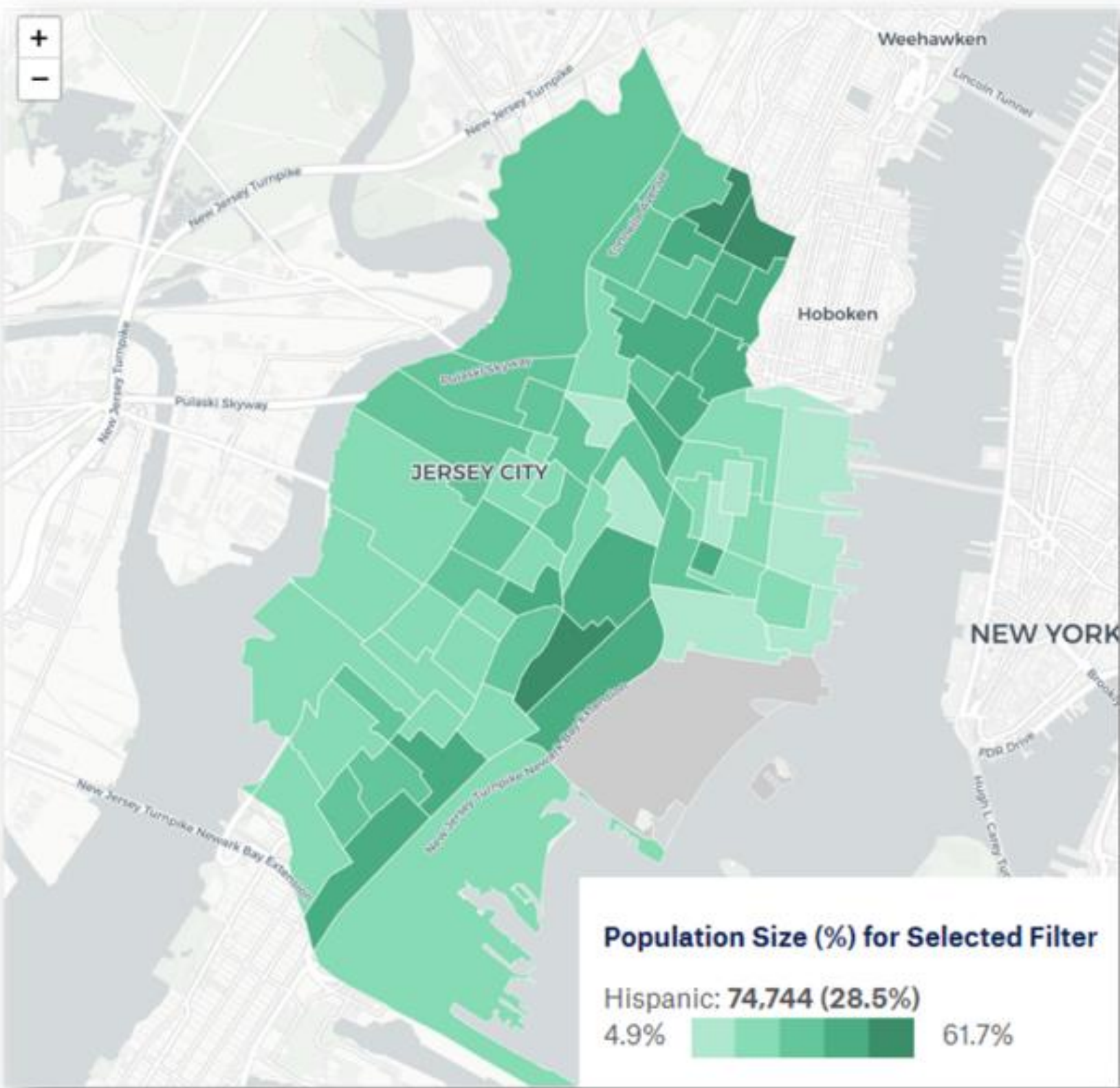
COVID Local Risk Index in Jersey City, NJ

Source: City Health Dashboard; Data from City Health Dashboard, incorporating data from the American Community Survey and the Centers for Disease Control and Prevention's PLACES Project and Social Vulnerability Index, March 2021, Using Data from 2018 and 2014-2018 Estimates



City or census tract value Dashboard-City Average Present when value is better than Dashboard-City Average Better Outcomes

Distribution of Hispanic residents in Jersey City, NJ





@LEAGUEOFCITIES

