

# STATE OF THE CITIES 2021



# Survey responses

## Urban Core




- Largest cities in their regions and the economic core of their region.
- **72 responses** (12% of survey response)
- Average population **103,341**

## Suburban



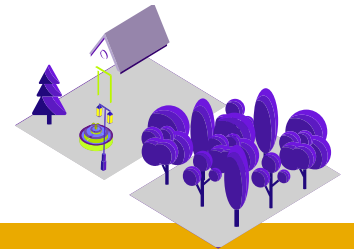
- Cities that are part of a larger urbanized region but are not the economic core.
- **182 responses** (31%)
- Average population **22,820**

## Exurban



- Cities that are connected to an urban region but have rural characteristics and lower populations.
- **125 responses** (21%)
- Average population **4,666**

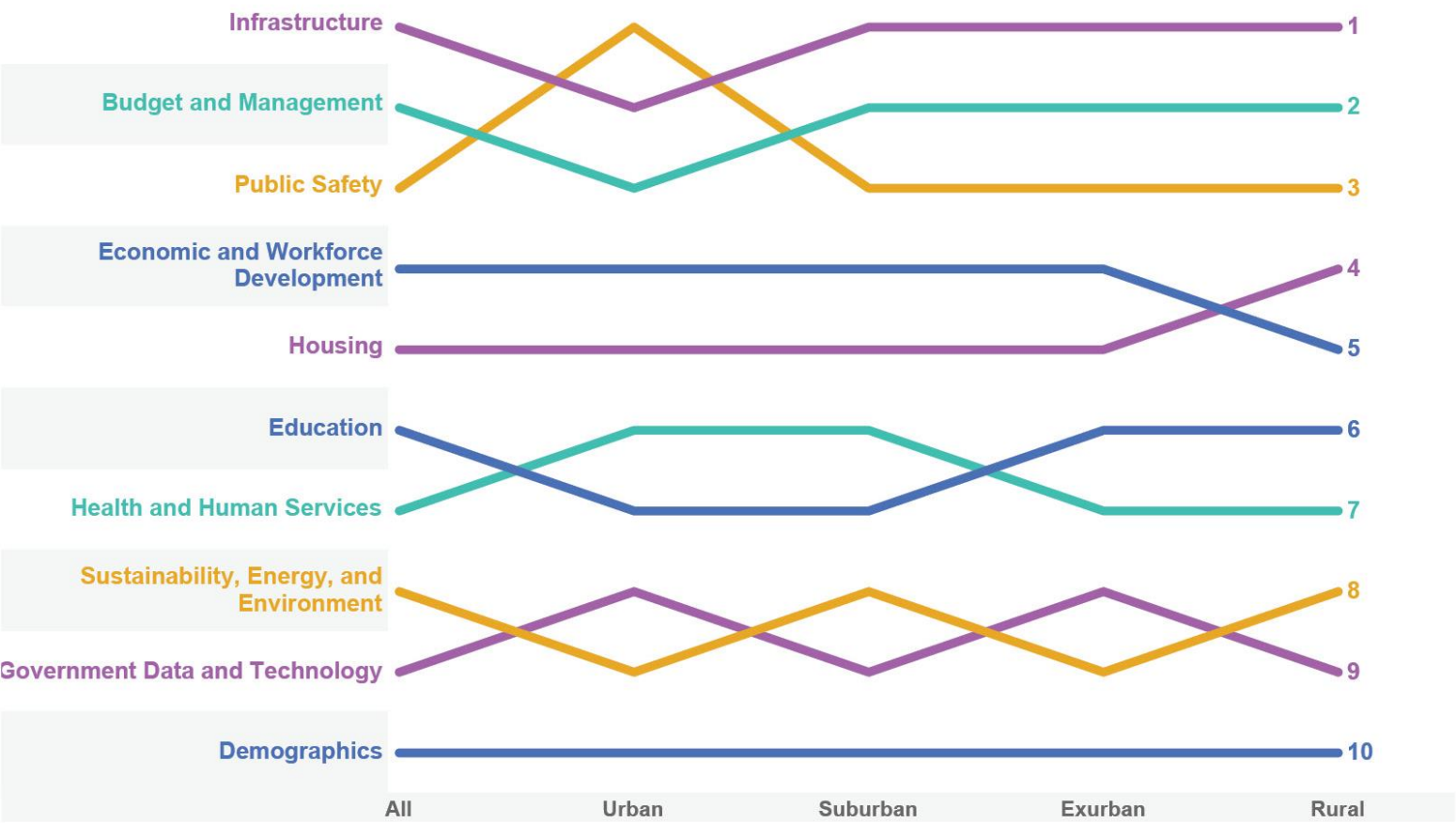
## Rural



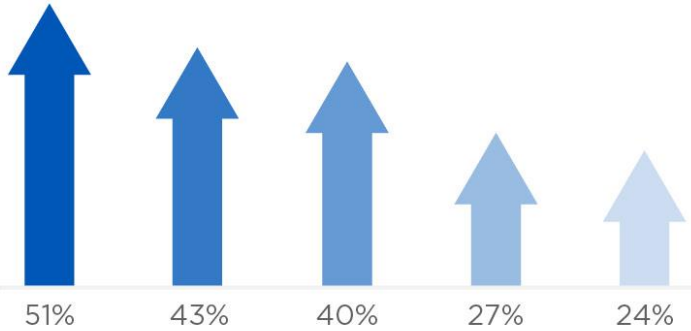
- Small, generally agriculturally based cities and towns outside of urban regions.
- **215 responses** (36%)
- Average population **1,691**

# Infrastructure is the top mayoral priority in 2021

FIGURE 1: MAYORAL PRIORITIES IN 2021

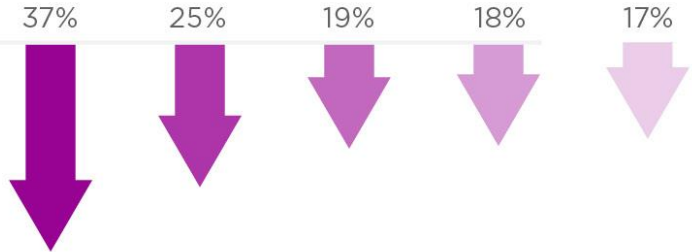


**FIGURE 2: TOP 5 POSITIVE CONDITIONS**  
(% cities reporting condition as one of five most positive conditions over the past year)



- Home property values
- Availability of parks, recreation and community green space
- Access to clean drinking water
- Remote work
- Sales tax collections

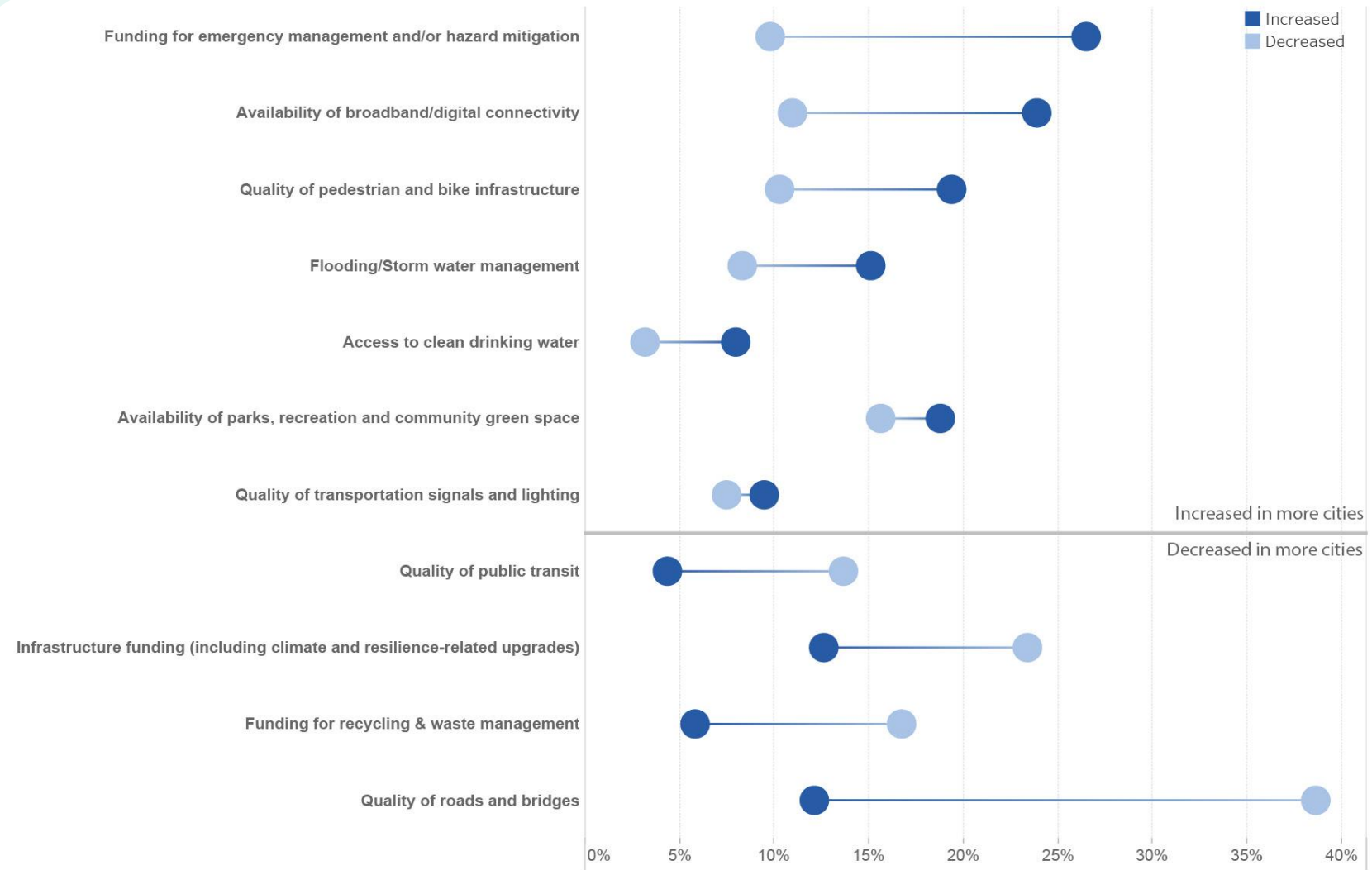
**FIGURE 3: TOP 5 NEGATIVE CONDITIONS**  
(% cities reporting condition as one of five most negative conditions over the past year)



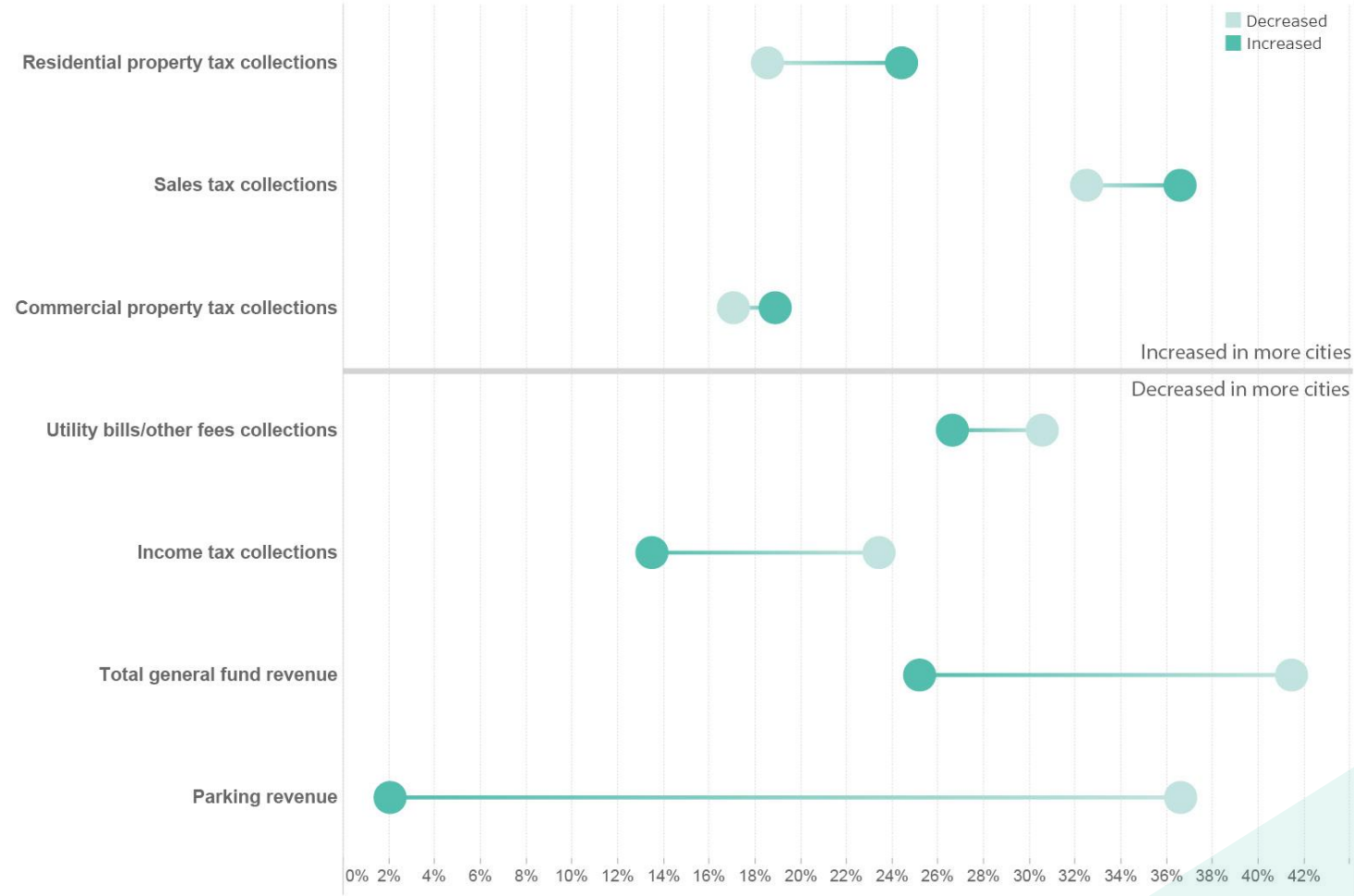
- Affordable housing supply
- Inactive/vacant commercial developments
- Infrastructure funding (including climate and resilience-related upgrades)
- Price of rentals/apartments
- Total general fund revenue



**FIGURE 5:** CHANGES IN INFRASTRUCTURE CONDITIONS OVER THE PAST YEAR (% of cities)



**FIGURE 7:** CHANGE IN REVENUE SOURCES OVER THE PAST YEAR (% of cities)\*





Cary is a diverse community that embraces and celebrates our diversity. There is absolutely no place for injustices of any kind in Cary. The town will review police use of force policies and engage our community in a broad range of input, experiences, and stories.

MAYOR HAROLD WEINBRECHT  
town of Cary, NC

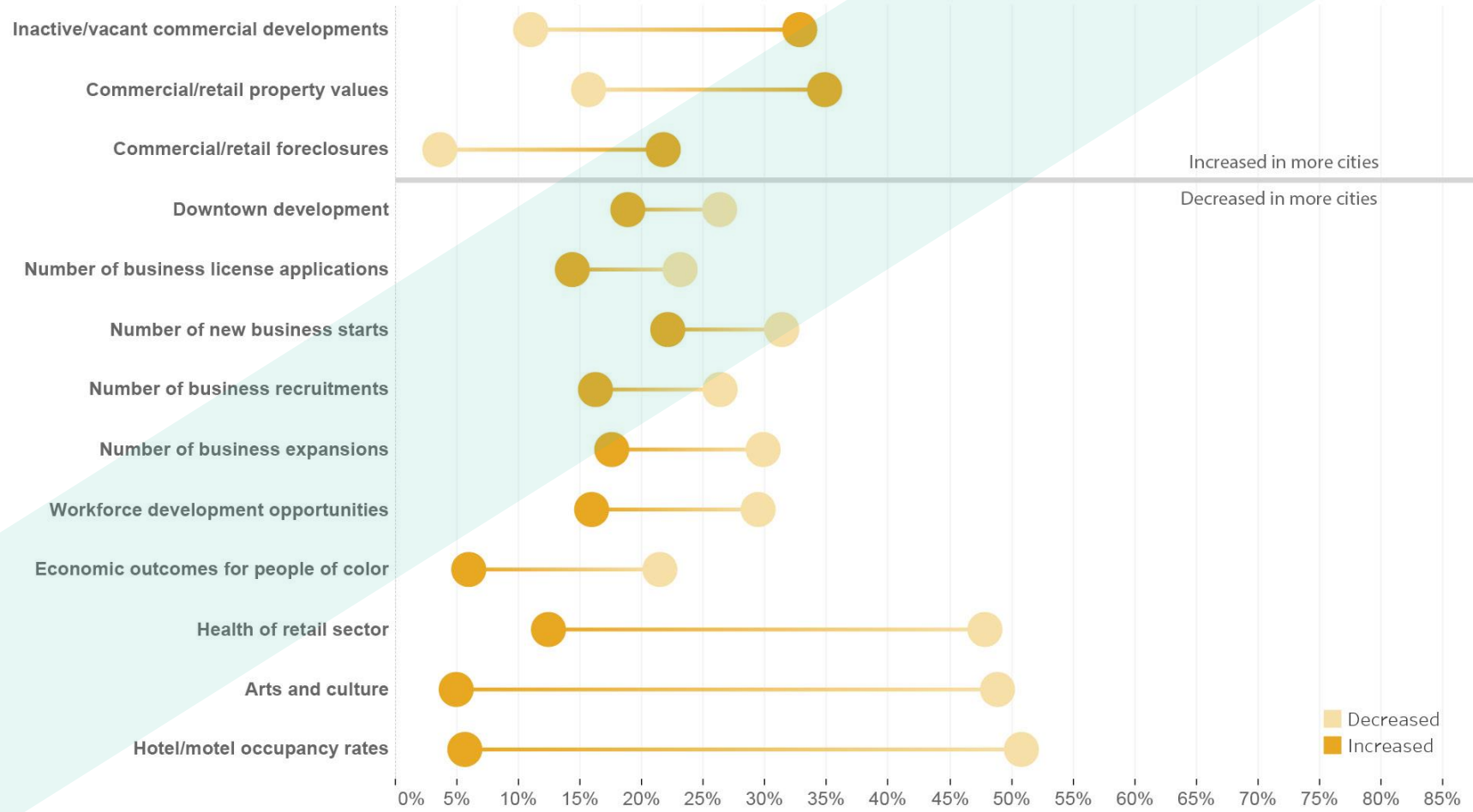


Violent crime is our biggest challenge, and reducing it remains my top priority. I established the Office of Neighborhood Safety and Engagement...to implement our comprehensive violence reduction strategy based in equity, healing, and trauma-informed practices.

MAYOR BRANDON SCOTT  
city of Baltimore




**FIGURE 9:**  
CHANGE IN ECONOMIC DEVELOPMENT CONDITIONS OVER THE PAST YEAR (% of cities)





**FIGURE 10:**  
CHANGES IN HOUSING AND HUMAN SERVICES CONDITIONS OVER THE PAST YEAR (% of cities)



An aerial photograph of a suburban neighborhood. The houses are mostly two-story, with various colors like light blue, yellow, and white. They have dark roofs and many have porches or balconies. The houses are surrounded by green trees and lawns. The image is slightly faded, giving it a soft, dreamy appearance. A solid blue triangle is in the top left corner, and a thin horizontal line is below the first paragraph of text.

State of the City speeches  
provide the pulse of what  
mayors are focused  
on accomplishing in our cities.

This year they demonstrate a  
shift from survival to bold  
thinking, and a recognition  
that much work remains.



# Our panel



CYNDY ANDRUS  
Mayor of Bozeman, MT



BROOKS RAINWATER  
Senior Executive and Director  
Center for City Solutions

